




Basics

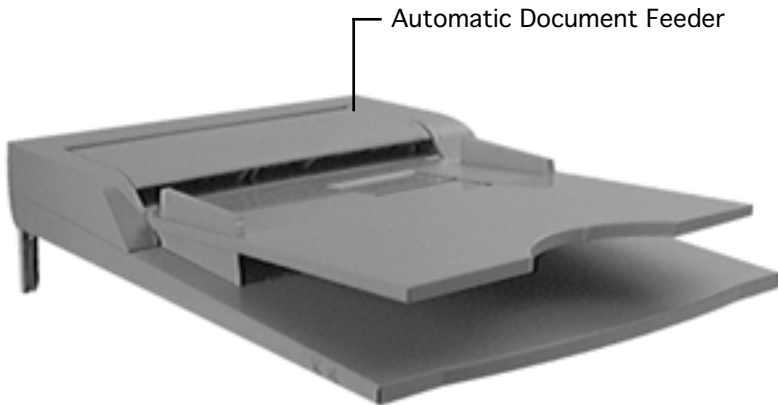
Apple Color OneScanner 600/27



Overview

The Color OneScanner 600/27 is a compact, digital-image color scanner with a maximum mechanical resolution of 300 x 600 dpi.





An optional accessory for the Color OneScanner 600/27 is an Automatic Document Feeder (ADF) with a 20-sheet capacity paper tray.





Scanner Features

Features of the Color OneScanner 600/27 include the following:

- 300 x 600 dpi optical, 2400 x 2400 dpi interpolated, resolution for improved Optical Character Recognition (OCR) accuracy
- 27-bit scanning depth color that recognizes up to 134-million colors
- Support for PICT, TIFF, JPEG, EPS, BMP, and Photoshop; compatible with most popular word processing, presentation, image-editing, page layout, and web-authoring software for the Macintosh
- OneScanner Dispatcher software that integrates with popular applications and provides the tools to scan, edit, and archive images or documents; supports Drag and Drop
- Small desktop footprint of 16.3 in by 11.3 in





- ColorSync for the closest possible color match between what is scanned, seen on the monitor, or printed
- Xerox TextBridge for converting scanned documents into editable text or HTML format for a Web page
- Optional 20-sheet capacity Automatic Document Feeder





Scanner Operation

Clicking the icon at left launches a MoviePlayer animation sequence that shows the following scanning cycles:

- Flatbed scanning where the document remains stationary and the scanner lamp moves to scan from the front
- Automatic Document Feeder (ADF) scanning where the document moves and the scanner lamp remains in one position to scan from the front



Color OneScanner.moov

Note: Also shown in the animation sequence is Transparent Media Adapter (TMA) scanning where the document remains stationary and the TMA lamp moves to scan from the back. This type of scanning is available with the TMA option for the Apple Color OneScanner 1200/30. A TMA option is not available for the Apple Color OneScanner 600/27.



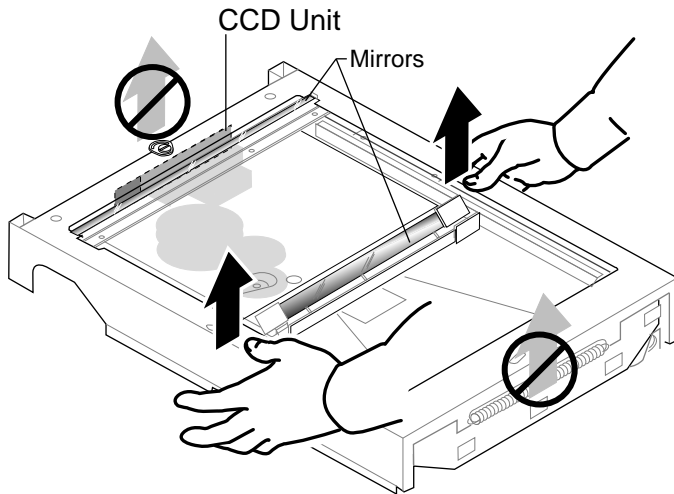
Optical Assembly Handling Precautions

Issue: The Color One Scanner 600/27 optical assembly is being damaged during removal.

Solution: Apple recommends handling the scanner assembly by the longer sides (see illustration on next page) so that the printed circuit board (CCD unit) on the underside will not be damaged. The CCD unit is a delicate part located on the front, or shorter side of the assembly. If a service provider grabs or touches the CCD unit while removing or replacing the scanner, the scanner may not function. In addition, new packing was designed for the scanner unit.

Note: For additional information, refer to the Optical Assembly in Take Apart.





Hold or lift the optical assembly by the long sides, never by the shorter sides.

Caution: Do not touch the printed circuit board (CCD Unit) or the mirrors.